

Panasonic

VACUUM CLEANER

2016 Vol.1

There's one for every
Purpose

That's My Panasonic



MEGACYCLONE

cocolo
Compact & Powerful

A Clean Home Is A Happy One

Home is where we seek peace and comfort away from a hectic lifestyle. And with the right vacuum cleaner, you can come home to a little slice of paradise everyday.

Contents

Contents	01
Product Line-Up	02
Robotic	04
Stick	08
Bagless Canister	10
Bagged Canister	14
Cocolo Series	16
Tank	18
Tips For You	19
Specifications	20

Vacuum Cleaner Powerful and Efficient

Whether it's a bag, bagless, tank, stick or robotic vacuum cleaner, Panasonic has a wide range of choices to suit your every need.

Robotic

Stick

Tank

Cordless

RULO



MC-RS1



MC-BU100



MC-YL631

Canister

Bagless



MC-CL743



MC-CL565



MC-CL563



MC-CL561



MC-CL305

Bagged



MC-CG710



MC-CG521



MC-CG333



MC-CG331



MC-CG300



SHAPE Does Matter

(from ● to ▲)



RULO
MC-RS1

Meticulous Performance. Thorough Cleaning.

Reach dust and dirt in corners most conventional robot vacuums cannot.

Smart Cleaning with Peace of Mind, Thanks to High-Precision Sensors.

High-precision sensors work together to enable superior mobility and dust collection to keep room corners and wall edges always clean.

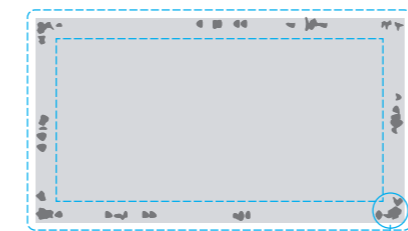
Feature-Packed Compact Body. Designed to Deliver Higher Usability.

Selectable running modes, remote control, easy-to-read LED indicators, and simple maintenance.



Never Misses Dirt in Corners and Wall Edges

Dirt and dust gather in small corners and wall edges. They no longer can hide from RULO with its triangular shape reaches every corner.



1. Heads straight to a corner.
2. Waggles from side to side.
3. Moves backward and repeats the motion 1 through 2.

Great Mobility on All Floor Types

RULO has the ability to clean just about any floor surfaces in your home including hardwood floor, tile, and of course carpet.



Tile



Hardwood Floor



Carpet

Smart and Smooth, Regardless of Obstacles

The unique triangular shape of RULO allows it to navigate around many obstacles, reach into corners, and turn around to head to the next spot to clean.



Adapts Floor Level Variations

Minor height variations or small bumps pose no problem for RULO with large wheels that easily climb over 20 mm height.*

* Accommodable height varies depending on the materials and shapes of the floor.




Glides under Your Sofa and Low Furniture

The 92 mm short-height shape allows RULO to get under couches and beds, ensuring these hard-to-reach areas are always free from dirt and dust.



Negative Ion Plate

RULO vacuums fine dust and germs made afloat by negative ions generated to remove static electricity and pull them into the path of RULO.



Negative Ion Plate

Two sided brushes efficiently sweep up dust and dirt into an 180 mm wide, powerful vacuum mouth.



House Dust Sensor

House Dust Sensor detects dust particles as small as 20 microns. It also works for the selection of travel speed, the best route depending on dust volume, and informs dirt levels with lamp indication.



Red

flashing indicates a lot of house dust being detected.



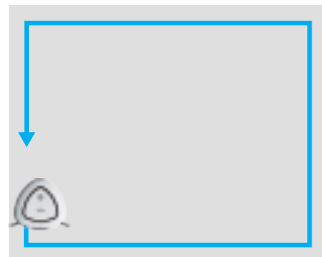
Green

tells you that cleaning is complete.

Automatic Mode

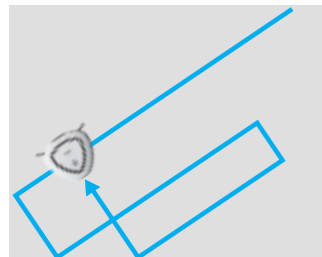
For efficient cleaning of the entire floor, Automatic Mode uses two cleaning paths in combination. Round path is selected for corners and wall edges, while Random is activated for the room center.

Round Path




&

Random Path



Ultrasonic and Infrared Sensors

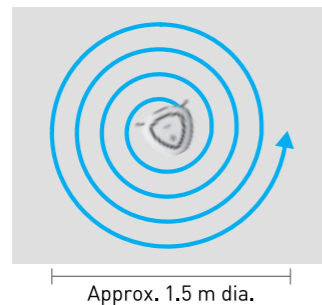
Working in tandem, ultrasonic and infrared sensors provide accurate detection of obstacles such as furniture, walls, stairs, and corners to ensure thorough cleaning.



Ultrasonic Sensor
Infrared Sensor
Infrared Sensor (Receiver)

Spot Mode

RULO thoroughly cleans heavy messes by drawing a spiral pattern. When the diameter of the spiral reaches 1.5 m, it repeats the same motion inward to the starting point.



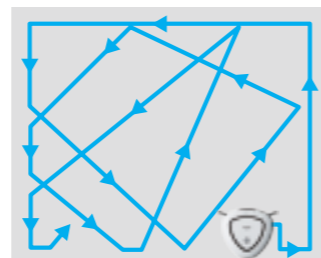
Clear LED Indicators for Easy Status Check

Easily visible LED indicators tell you the run mode selected, battery status, and anything you need to know about RULO.

- Dust Box Full Lamp**
- Battery Power Indicator**
- Timer**

Thorough Mode

With this mode selected, RULO increases dust detection sensitivity to enhance cleaning performance. (Longer run time required than Automatic mode.)



Convenient Two Area Memory*


RULO registers up to two cleaning areas of your choice, and always starts with the spot that it needs to clean the most.

*Area setting required before activating Area Memory.

Air-Compression Dust Box

Through air compression, the volume of the dust is compacted into 1/5 of its natural size, enabling RULO to hold much more dust than its 0.15 L capacity originally allows.*

* Obtained from an internal test of volume comparison before and after compression of dust. Compaction ratio may vary depending on the type and volume of dust.



Collects dust about **5 times** the 0.15 L dust box capacity.

Simple and Easy—Large START / STOP Button

Just press the START / STOP button at your fingertips whenever cleaning is needed without hassle.



Auto-Recharge

RULO returns to the charging base when the assigned task is complete. (Place the charging base and straighten the power cord along a wall.)



Lightweight

Ultra lightweight, easy to carry, but RULO immediately comes to a stop for safety when lifted.



Filter / Dust Box

Removable and washable filter and dust box for quick and easy maintenance. Dry the components in a well-ventilated place before replacing.



Dust Box

Emptying and replacing the dust box requires nothing more than your fingertips.



Bristle Brush

Detach and wash the bristle brush regularly and dry it thoroughly for RULO to stay clean.



Upward Exhaust Vent

To keep dust from fluttering and for efficient cleaning, upward exhaust vent has been adopted.



Long-Lasting Battery

Panasonic's charge-efficient lithium-ion battery offers 1500 charge-discharge cycles.*

* If Auto mode (Ambient temp: 20°C; Number of charge-discharge cycles depends on frequency and conditions of use.)

2-in-1 Stick Type

Full Capture Nozzle

Large Dust Capacity with Lightweight Body



Easy cleaning with 2-in-1 Stick Type Vacuum

Using Stick Type Vacuum can ease your daily cleaning, you can clean the car and shelves by switching it to Handy Cleaner.

It also attached with the crevice nozzle and dusting brush which allows you to clean narrow and lower places that are hard to reach.



Full Capture Nozzle

The front plate of Full Capture Nozzle will be lifted up once it touch the wall, then the turbine brush will reach to the wall or edges and clean up the dust.



Touch to the wall it will open/lifted up.

Easy to use and portable with lightweight body



Easily
Removable
Large Dust
Capacity Box

MC-BU100

- Battery: NI-MH
- Voltage: 16.8 V
- 0.6L Dust Capacity
- Power Control
- 2-Stages Power Select
- Power Indicator
- Net Weight 2.7kg
- Attachment: Dusting / Crevice



Easy cleaning with
lightweight body

When used as stick
2.7kg*

*The weight of the body only

Width: 25cm
It can be stored
compactly in
narrow space.



When used as handy
1.4kg*



Long Lasting Power

-by Cyclone Technology

Dust Compression Technology**HEPA Filtration****Air Dust Catcher with Turbine Nozzle****Long Lasting Power by Unique Dust Compartment Design**

Thanks to the unique hour glass design of dust compartment, the centrifugal forces separates the dust and air, resulting in powerful, continuous suction.

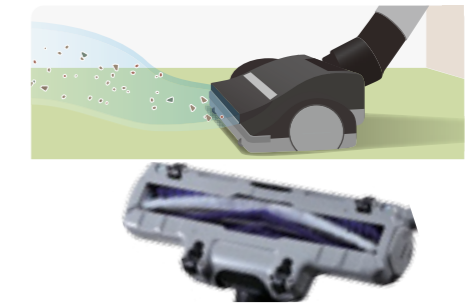
By using aerodynamic system, dust is compressed at the bottom (about 1/3) preventing dust clogging on the filter.

**Easy to Empty Dust Bin**

Easy & clean dust disposal by 1 touch disposal.

**Clean Filtration**

Clean exhaust air by HEPA filter.

**Air Dust Catcher with Turbine Brush**

Not only clean the dust on the floor but also catch floating dust above floor.

**Mattress Nozzle**

Effective Mattress Cleaning.
W-Wheel flaps and Brush firmly scrapes out dust.

MC-CL743

- Input Power: 1,500 W
- Suction Power: 400 W
- 0.8L Dust Capacity
- HEPA Exhaust Filter
- Magic Telescopic
- Net Weight 4.5kg
- Crevice Long Dusting
- Air Dust Catcher with Turbine Nozzle
- Mattress Nozzle



Bagless Canister



MEGACYCLONE 2.0L DUST CAPACITY

Long Lasting Suction Power

Powerful big dust capacity of 2.0L with cyclone that centrifuges dust and maintains high level of suction power to enable longer household cleaning.

Double HEPA Filter


Double HEPA System, consisting of main filter and exhaust filter, also removes fine particles to give out clean exhaust.

Full Capture Nozzle

The front cover will slide open when it gets into contact with the wall as it reach edges and clean every corner.

Long Lasting Suction Power

Cyclone centrifuged dust and maintains air flow to the filter.



Full Capture Nozzle

Cleaning up the dirt to the corner.




MC-CL565

- Input Power: 2,000 W
- MegaCyclone 2.0L Dust Capacity
- Full Capture Nozzle
- Metal Telescopic
- Ergonomic Curved Wand
- Soft Roller



Ergonomic Curved Wand



Metal Telescopic



Full Capture Nozzle



● Black

MEGACYCLONE 2.0L DUST CAPACITY

MC-CL563

- Input Power: 1,800 W
- MegaCyclone 2.0L Dust Capacity
- Full Capture Nozzle
- 2 Pieces Metal Wand
- Double HEPA Filter
- Ergonomic Curved Wand



Ergonomic Curved Wand



Full Capture Nozzle



● Red

MEGACYCLONE 2.0L DUST CAPACITY

MC-CL561

- Input Power: 1,600 W
- MegaCyclone 2.0L Dust Capacity
- 2 Pieces Plastic Wand
- HEPA Filter



Nozzle



● Blue

MEGACYCLONE 2.0L DUST CAPACITY

Eco-Max - High Suction, Less Energy


Panasonic realises the vacuum cleaner's highly energy-efficient performance (1,400W motor with 400W suction power) by its Eco-Max Motor with a patented 3D-inducer Fan.

HEPA Filter

Removes up to 99.97% of airborne particles. Cleaner exhaust air and reduces allergies and bacterias caused by dust.

Long Radius of Action 9m

The hose, extendable cord and wand are longer than conventional models and can clean from one end of the room to another without changing outlets.



MC-CG710

- Input Power: 1,400 W
- Suction Power: 400 W
- 4.0L Dust Capacity
- Variable Power Control
- Metal Telescopic Wand
- HEPA Filter
- Blower
- 2-Step Floor Nozzle
- Soft Roller
- Replacement Dust Bag Model: Type C-17H



● Blue ● Black

MC-CG521

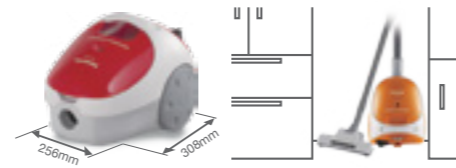
- Input Power: 1,400 W
- Suction Power: 400 W
- 4.0L Dust Capacity
- ON/OFF Power Control
- HEPA Filter
- Blower
- 2 Pieces Metal Wand
- 2-Step Floor Nozzle
- Replacement Dust Bag Model: Type C-17H



● Red ○ White

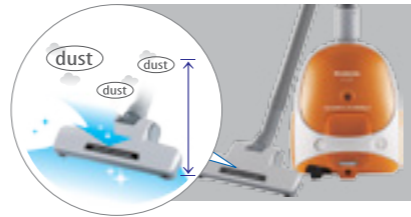
Eco Power and Compact

130% more energy efficiency. A vacuum that can be stored just about anywhere.




Air Dust Catcher

Sucks up dust and other floating particles in the air from floor level.



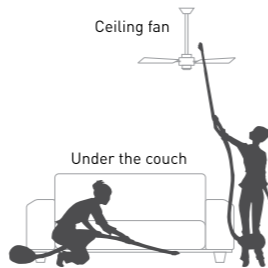
Blower

Circulates the air and blows it around to stir up and suck up dust in inaccessible places.



3-Step Nozzle

Narrow spaces around furnitures, below couches and in high places can easily reach problem spots with 3-Step telescopic nozzle.



The Power to Pick Up Anything The Versatility to Work Anywhere

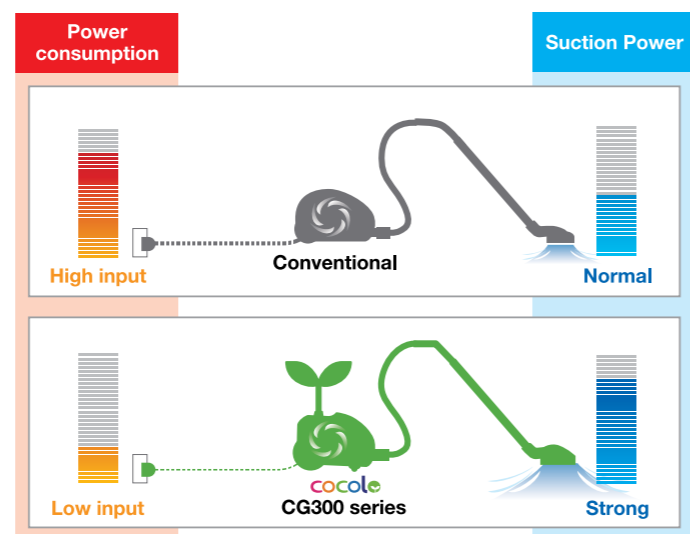
ECO with High Suction Power

Power-saving, eco-conscious design with a high-performance motor that collects dust quickly, the energy efficiency CG300 series is at least 130% greater than our conventional vacuum cleaner!

Equipped with Panasonic's higher-suction power motor, Cocolo is a time-saving appliance requiring less power than ever before*.

Enjoy reduced electric bills while contributing to your local environment.

* Compared with previous Panasonic models



MC-CG333

- Input Power: 1,800 W
- Suction Power: 420 W
- 1.4L Dust Capacity
- ON/OFF Power Control
- Telescopic Plastic Wand
- Air Dust Catcher
- 3-Step Nozzle
- Replacement Dust Bag Model: Type C-13



Turquoise Blue

MC-CG331

- Input Power: 1,600 W
- Suction Power: 410 W
- 1.4L Dust Capacity
- ON/OFF Power Control
- 2 Pieces Plastic Wand
- Air Dust Catcher
- Replacement Dust Bag Model: Type C-13



Rose Red

MC-CG300

- Input Power: 850 W
- Suction Power: 250 W
- 1.4L Dust Capacity
- ON/OFF Power Control
- 2 Pieces Plastic Wand
- Single Floor Nozzle
- Blower
- Replacement Dust Bag Model: Type C-13



Lime Green

MC-CL305 *Bagless


- Input Power: 1,400 W
- Suction Power: 350 W
- 0.6L Dust Capacity
- Variable Power Control
- Telescopic Plastic Wand
- Air Dust Catcher
- 3-Step Nozzle
- Blower



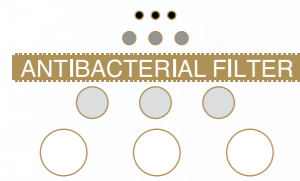
Blue

Twin Cyclone Type

Two swirling airflows are generated in the dust compartment, which ensures air passage that prevents clogging. Though compact in size, the unit contains a large dust compartment. (Applicable to MC-CL-305)



Easily detachable dust-disposal compartment



Extra Large Dust Capacity

16L dust capacity ensures maximum storage and maximum cleaning. Minimises the frequency of dust bag replacement and maintenance.

Anti-Bacterial Filter

Ensure effective filtration of dust and particles.

3mm Body Ditch (Tough Body)

Using 3mm metal materials for body ditch. Tough body for longer usage period.



 Red

MC-YL631

- Input Power: 1,700 W
- Suction Power: 250 W
- 16L Dust Capacity
- ON/OFF Power Control
- Anti-Bacteria
- 2 Pieces Metal Wands
- 2-Step Floor Nozzle
- 3mm Body Ditch (Tough Body)
- Blower

Operating Floor Nozzle

WOOD FLOORING

To avoid scratching the floor nozzle over the flooring following the grain floor surface, lightly slide off the wood.

CARPET


First run the floor nozzle backward and forward over the carpet in one direction, then repeat at an angle of 90 degrees.

Notes :

- When you vacuum new carpets, the dust bag will quickly fill up with loose fibers from the carpets.
- To prevent damaging the floor surface, do not vacuum by moving the floor nozzle side to side.

Maintaining your Vacuum Cleaner

- Do not vacuum an area which contains moisture, water or inflammable matter; needles, pins, razor, blades, etc...
- Change Vacuum Cleaners bag when it is slightly more than half full.
- For bagless Vacuum Cleaners, clean the dust compartment & filter, using an old toothbrush or brush provided when necessary.
- Wipe with a soft cloth that has been moistened with water.



Safety Device

When the safety device works


The safety device trips and the motor stops in order to prevent overheating of the motor when the vacuum is operated continuously with a full dust bag.

What to do...

Replace the dust bag or remove the obstruction in the floor nozzle or hose.

When to use again...

Wait about 5-25 minutes (depends on the surrounding temperature) The safety device will reset and you can use the Vacuum Cleaner again.



Robotic



Charging Base



Remote Control

MC-RS1

Power Source	Rechargeable Lithium-Ion
Battery Life	About 1,500 Charge / Discharge cycles
Dust Capacity	0.15L (5 time Air-Compression Dust Box)
Runtime	Max: 100min. (Full charge at ambient temp of 20°, new battery) Auto: 60min.
Charging Time	Approx. 180min. (Full charge at ambient temp of 20°)
Max. Operating Area	50m ²
Side Brush	2
Main Brush	Bristle Chevron
Return to Base	Yes
Weight	Main Unit: 3.0kg Charging Base: 0.7kg
Accessories	Charging Base, Remote Controller, Maintenance Brush

Stick



MC-BU100

Battery	NI-MH
Voltage	16.8V
Dust Capacity	0.6L
Runtime	Normal: 30min. High: 15min.
Charging Time	5-6 hours
Power Control	Yes
Power Select	2 Stages
Nozzle	Full Capture Power Nozzle
Battery Indicator	Yes
Net Weight	2.7kg
Attachment	Dusting / Crevice

Tank



MC-YL631

Input Power	1,700W
Suction Power	250W
Dust Capacity	16L
Blower	Yes
Power Control	On / Off
Cord Length	8.0m
Floor Nozzle	2-Step
Exhaust Filter	Anti-Bacteria
Accessories	Crevice Tool, Upholstery Nozzle
Extension Wands	Metal x 2pcs
Colours Available	Red

Bagless Canister



MC-CL743



MC-CL565



MC-CL563



MC-CL561



MC-CL305

Input Power	1,500W	2,000W	1,800W	1,600W	1,400W
Suction Power	400W	-	-	-	350W
Dust Capacity	0.8L	2.0L	2.0L	2.0L	0.6L
Blower	-	-	-	-	Yes
Power Control	On / Off	On / Off	On / Off	On / Off	Variable
Cord Length	-	5.0m	5.0m	5.0m	5.0m
Floor Nozzle	Air Dust Catcher with Turbine Nozzle	Full Capture	Full Capture	Normal	Air Dust Catcher
Exhaust Filter	HEPA	Double HEPA	Double HEPA	Normal	Normal
Accessories	Mattress Nozzle, Crevice	Crevice Nozzle, Dusting Brush	Crevice Nozzle, Dusting Brush	Crevice Nozzle, Dusting Brush	3-Step Nozzle, Dusting Brush
Extension Wands	Magic Telescopic	Metal Telescopic	Metal x 2pcs	Plastic x 2pcs	Plastic Telescopic
Weight	4.5kg	5.1kg	4.9kg	4.8kg	3.6kg
Colours Available	Yellow	Black	Red	Blue	Blue

Bagged Canister



MC-CG710



MC-CG521



MC-CG333



MC-CG331



MC-CG300

Input Power	1,400W	1,400W	1,800W	1,600W	850W
Suction Power	400W	400W	420W	410W	250W
Dust Capacity	4.0L	4.0L	1.4L	1.4L	1.4L
Blower	Yes	Yes	-	-	Yes
Dust Bag Model	Type C-17H	Type C-17H	Type C-13	Type C-13	Type C-13
Power Control	Variable	On / Off	On / Off	On / Off	On / Off
Cord Length	6.0m	6.0m	5.0m	5.0m	5.0m
Floor Nozzle	2-Step	2-Step	Air Dust Catcher	Air Dust Catcher	Normal
Exhaust Filter	HEPA	HEPA	HEPA	Normal	Normal
Accessories	Crevice Nozzle, Dusting Brush, Upholstery Nozzle	Crevice Nozzle, Dusting Brush, Upholstery Nozzle	3-Step Nozzle, Dusting Brush	Crevice Nozzle, Dusting Brush	Crevice Nozzle, Dusting Brush
Extension Wands	Metal Telescopic	Metal x 2pcs	Plastic Telescopic	Plastic x 2pcs	Plastic x 2pcs
Weight	6.1kg	4.5kg	3.6kg	3.6kg	2.8kg
Colours Available	Blue / Black	Red / White	Turquoise Blue	Rose Red	Lime Green

Terms & Conditions:

1. All information contained in this leaflet is correct at the time of printing, and is subject to change without prior notice.
2. Images are for illustration purposes only.
3. Due to printing considerations, the actual color may vary slightly from those shown.
4. Panasonic Malaysia Sdn. Bhd. reserves the right to revise any content in this leaflet as it deems fit without prior notice.

Panasonic Malaysia Sdn Bhd (26975-W)

Customer Care Centre: Tel: 03-7953 7600 (Mon to Fri: 9am-5pm)

Lot 10, Jalan 13/2, 46200 Petaling Jaya, Selangor Darul Ehsan.

E-mail: ccc@my.panasonic.com www.panasonic.com.my